

# APEX STONE

## Available Colors




Working 925 - **925**



In The Black - **BLA**



Gold Getter - **GOL**

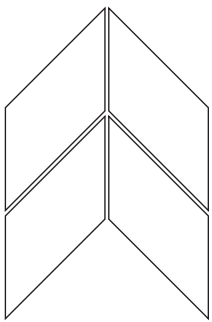


White Collar - **WHI**




Wall: White Collar

## Available Sizes



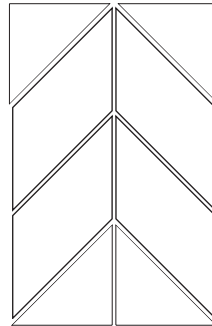
**ACAPE...CHE**  
10½" x 11" Chevron

+



**ACAPE...CLO**  
4¾" x 11¼" "The Closer"  
Trim Piece (Includes Four Triangles)  
Only Available In **GOL & 925**

=



## Applications

Interior Floor	Interior Wall	Exterior Floor	Exterior Wall	Shower Floor	Shower Wall	Counter Top	Pool/Fountain	Notes
No	Yes	No	No	No	Yes - In The Black Only No Steam Showers	No	No	Stones With Metal Leafing May Not Be Cut

Merchandising materials and samples are for general reference only and representative of a product's potential characteristics. Tile is subject to variation in color/shade, size, texture, and finish. Field, mosaic and trim tile may not match exactly. Blend tiles from different boxes to achieve consistent shade distribution. Installer and end user must conduct a dry mock layout under proper lighting conditions to inspect the product. Installation constitutes product acceptance. Improper installation, application, use, care and maintenance voids warranty. Reference the TCNA Handbook and ANSI for installation guidance. Please visit [alysedwards.com](http://alysedwards.com) for current product information. We reserve the right to make product changes at any time without notice.